

# Technology around us — KNOWLEDGE ORGANISER



## What I should already know?:



As this is a Year 1 unit, no prior knowledge is assumed. However as part of the continuous provision within the EYFS, children will have been introduced to lots of different types of technology. This will be technology that can be used within the classroom, school and within the community.

## What I will know by the end of the unit:

I will become familiar with the term 'technology' and classify what is/not technology in school and the classroom. I will demonstrate an understanding of how technology helps us in different ways.



I will get to know the main parts of a laptop computer. I will practise turning on and logging in to a computer. I will apply my knowledge of the different parts of a computer, to complete a trackpad task.



I will explain what each part of a computer does. I will develop an understanding that different computers use different mice, but they perform the same function. I will use the trackpad to open a program and create a simple picture.




I will begin to use the computer keyboard for a purpose. I will understand that writing on a keyboard is called typing and will be able to type my name. I will save my work using the save icon and understand that this icon is used in lots of different programs.

I will be able to open a file I have previously created. I will use a keyboard to edit text, by writing a sentence and then deleting letters. I will also use the keyboard arrow keys to move the text cursor in a textbox.

I will be introduced to the concept of using computers safely, within the context of a school setting. I will explore why we have rules in school and how those rules help us, and then apply this understanding to rules needed for using computer technology safely.



## Skills on show

Using a trackpad	Using a Keyboard
 <ul style="list-style-type: none"> <li>-The trackpad can be used to click and drag.</li> <li>-There are two buttons on a laptop trackpad: a left button and a right button.</li> <li>-Clicking the left button lets us <u>select</u> something. Clicking twice quickly lets us <u>open files and programs</u>.</li> <li>-Holding the left button down allows us to <u>drag</u> things.</li> </ul> 	 <ul style="list-style-type: none"> <li>-Writing on a computer is called <u>typing</u>. We do this on a keyboard.</li> <li>-Holding the <u>shift key</u>, or pressing <u>caps lock</u>, helps us to type a capital letter.</li> <li>-<u>Delete and backspace</u> buttons can help us to remove typing.</li> </ul>

<b>Technology</b>	The use of scientific knowledge for practical purposes.
<b>Computer</b>	A programmable machine that accepts and processes inputs and produces outputs (input, process, output; IPO) .
<b>Screen</b>	An output device which displays information in pictorial form
<b>Spacebar</b>	Used to put a space into something being typed.
<b>Trackpad</b>	A small, touch-sensitive rectangle that allows you to control the cursor using your fingers.
<b>Keyboard</b>	An input device used to enter characters and functions into the computer system by pressing buttons, or keys.
<b>Safely</b>	How to use technology respectfully and responsibly.
<b>Click</b>	The action of pressing a trackpad button, usually the left.
<b>Drag</b>	The action of selecting an object or section of text and moving it, usually to drop in an alternate area.
<b>Responsibly</b>	Something that you have a duty to do, and that you're expected to do.