

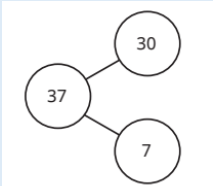


KNOWLEDGE ORGANISER      Year 1  
**Place Value Within 100**

**What I should already know:**  
Count forwards and backwards from 20 – 50  
Understand multiples of 10 up to 50  
Count objects by grouping into tens and ones  
Partition numbers to 50  
Position numbers on a number line to 50  
Estimate the position of numbers on a number line to 50  
1 more / 1 less of any number to 50

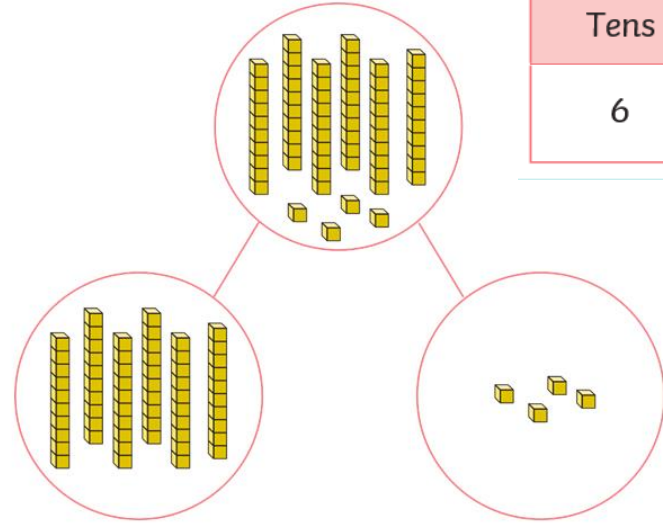
**What I should know by the end of this unit:**  
Count forwards and backwards within 100  
Partition numbers into 10s and 1s  
Compare numbers within 100 using  $<$   $>$   $=$   
Order numbers within 100  
Identify a number 1 more / less within 100

# Vocabulary

most	
bigger / biggest	
larger / largest	
smaller / smallest	
least	
ordinal numbers	First, second, third...
Part-whole model	

## Partitioning

64 has 6 tens and 4 ones



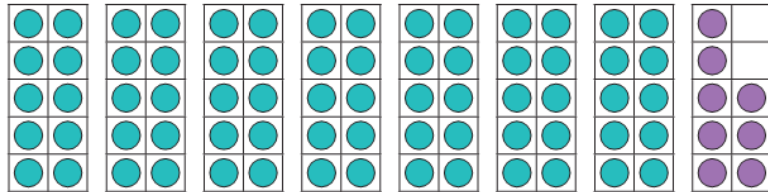
Tens	Ones
6	4

## Ordering Numbers

smallest to greatest — 55, 67, 89, 91, 100

greatest to smallest — 99, 82, 73, 68, 50

## Comparing Numbers

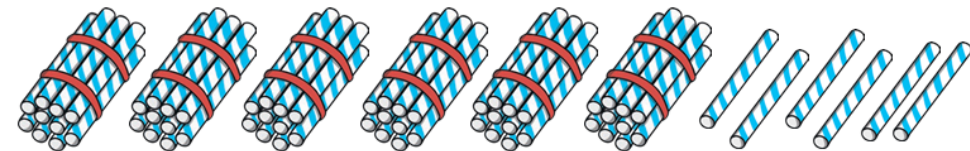



>



Tens	Ones
6	6

<



=

sixty six

## Counting to 100

1	2	3	4	5	6	7	8	9	10
11	12	13	14	15	16	17	18	19	20
21	22	23	24	25	26	27	28	29	30
31	32	33	34	35	36	37	38	39	40
41	42	43	44	45	46	47	48	49	50
51	52	53	54	55	56	57	58	59	60
61	62	63	64	65	66	67	68	69	70
71	72	73	74	75	76	77	78	79	80
81	82	83	84	85	86	87	88	89	90
91	92	93	94	95	96	97	98	99	100

One more than 92 is 93.

One less than 100 is 99.

< is less than  
= is equal to  
> is more than