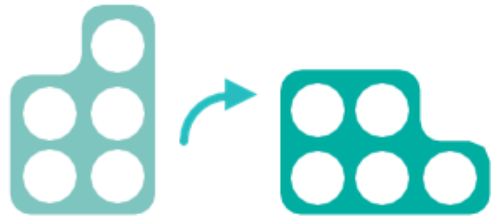




KNOWLEDGE ORGANISER		Year 1		Vocabulary	
Position & Direction					
<b>What I should already know:</b> Understand position through words alone – for example, “The bag is under the table,”. Use a range of language to describe position, Including ‘in’, ‘on’, ‘under’, ‘up’, ‘down’, ‘besides’, ‘between’, ‘in front of’ and ‘behind’. Describe a familiar route. Discuss routes and locations, using words like ‘in front of’ and ‘behind’.		left	full, half, quarter and three-quarter turn.		
		right	top		
		forwards	in between		
		backwards	bottom		
<b>What I should know by the end of this unit:</b> Use the language full, half, quarter and three quarter to describe turns made by shapes/objects. Use left, right, forwards and backwards to describe position and direction. Describe position using: top, in between, bottom, above and below.		position	above		
		turn	below		
			middle		

## Describing Movement



quarter turn



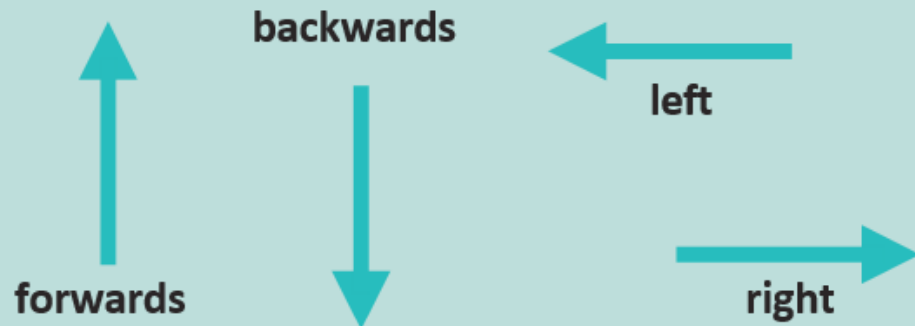
half turn



three-quarter turn




full turn



## Describing Position

The pig is to the **left** of the hen.  
The hen is to the **right** of the pig.  
The pig is in **front** of the sheep.  
The sheep is **behind** the pig.



The duck is **below** the doll.  
The car is **above** the doll.  
The car is on the **top** shelf.  
The doll is on the **middle** shelf.  
The duck is on the **bottom** shelf.  
The doll is **between** the car and the duck.

