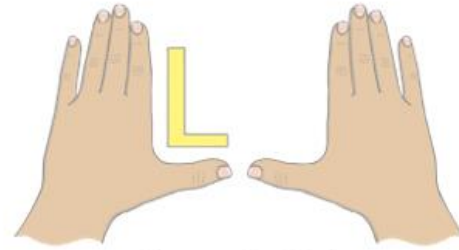
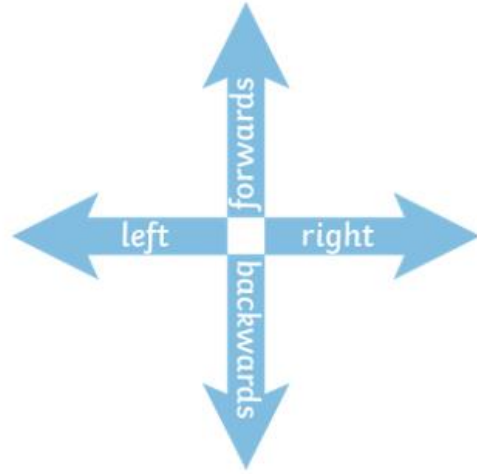


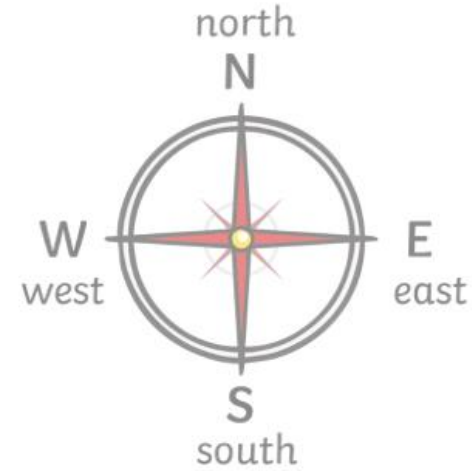


KNOWLEDGE ORGANISER Year 2		Vocabulary	
Position & Direction			
What I should already know: Use the language full, half, quarter and three quarter to describe turns made by shapes/objects. Use left, right, forwards and backwards to describe position and direction Describe position using: top, in between, bottom, above and below.		left	
		right	
		clockwise	To move in the same direction as the hands on a clock.
What I should know by the end of this unit: Use left, right, forwards & backwards to describe position & direction Use top, bottom, above, below & in between to describe position Use forwards, backwards, up, down, left and right to describe movement in a straight line. Use the language full turn, half turn, quarter turn, three-quarter turn, clockwise and anticlockwise. Describe & record directions Describe and create patterns that involve direction and turns		anticlockwise	To move in the opposite direction of the hands on a clock.
		Half, quarter and three-quarter turn	

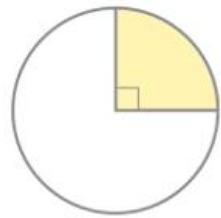
Describing Straight-Line Movement



Left and Right
The hand that makes an **L** shape is the **left hand**.



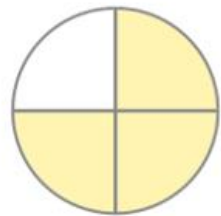
Describing Turns



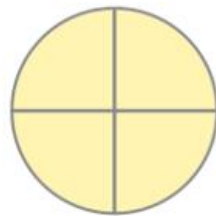
quarter turn



half turn



three-quarter turn



full turn

clockwise



anticlockwise



If the turn is in the same direction as the hands of a clock, it is **clockwise**.

If the turn is in the opposite direction to the hands of a clock, it is **anticlockwise**.